

NOVATECH
MEDICAL

Surgical Lighting

LED NOVA 78

Precision Lighting. Exceptional Service.

**NOVATECH
MEDICAL**

Novatech Medical Inc.

H-3955 Isabelle Street,

Brossard, QC J4Y 2R2

Call : (450) 449-3608

Visit : www.novatechmedical.com

Email: info@novatechmedical.com



Precision lighting built for clinical excellence

At Novatech Medical, we believe clarity in the operating room is essential for safety and results. That's why we offer the LED NOVA 78—a surgical lighting system designed to enhance visibility, reduce fatigue, and support better patient outcomes. With uniform high-intensity illumination and a CRI of ≥ 95 , the LED NOVA 78 delivers true-to-life colour and precise tissue differentiation—where it matters most.

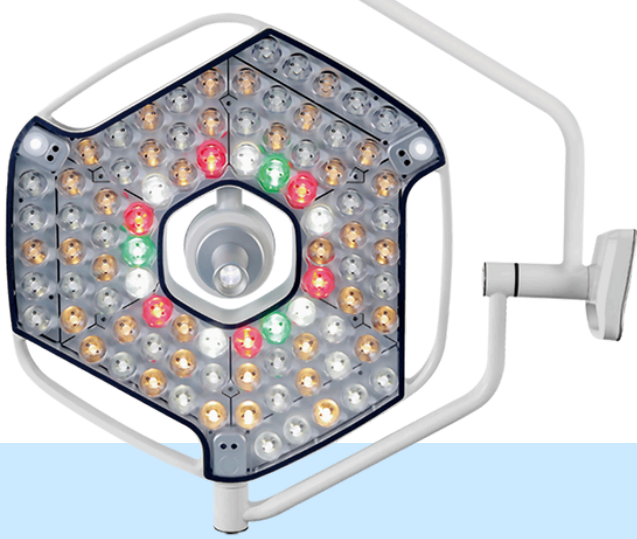
Engineered with advanced thermal control and optimized shadow management, it provides glare-free, consistent lighting even in the most demanding procedures. Designed for precision, the LED NOVA 78 delivers consistent, detail-rich illumination.

Smart design. Reliable performance.

For over 23 years, Novatech Medical has combined innovative design with real-world clinical insight to provide equipment that improves safety and efficiency.

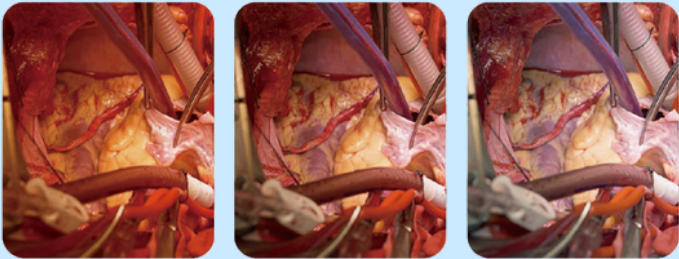
The LED NOVA 78 reflects that commitment—offering energy efficiency, durability, and seamless OR integration. It's more than just lighting—it's a partner in precision.

Precision lighting that works as hard as you do.



TECHNICAL SPECIFICATIONS	LED NOVA 78
Light head diameter	70 cm
Number of LED's	89 LEDs
Light intensity at 1m	160 000 lux
Light field diameter	12-30 cm
Colour temperature	3500 - 6700 K
Colour rendering index (Ra)	97
Colour rendering index (R9)	98
Lifespan of LED's	60 000 hours
Control	Light head control ; Sterile handle ; Wall control
Mounting Options	Ceiling ; wall ; roll-cart

Advanced SHADOW MANAGEMENT technology and HIGH CRI ($R_a \geq 95$) ensure exceptional color accuracy and consistent clarity




Intuitive COLOUR TEMPERATURE, LIGHT INTENSITY, FOCUS, ENDO, R9, SYNC, MEMORY controls located directly on the light head control panel

Integrated AMBIENT MODE and DEEP CAVITY FOCUSABLE BEAM provide versatile illumination—from gentle background lighting to concentrated shadow-free visibility.




*Wall control panel available with full function control


ENDO



R9



GREEN



AMBIENT



DEEP-CAVITY





NOVATECH MEDICAL

Learn more about Novatech Medical products at
www.novatechmedical.com or call us at **(450) 449-3608**